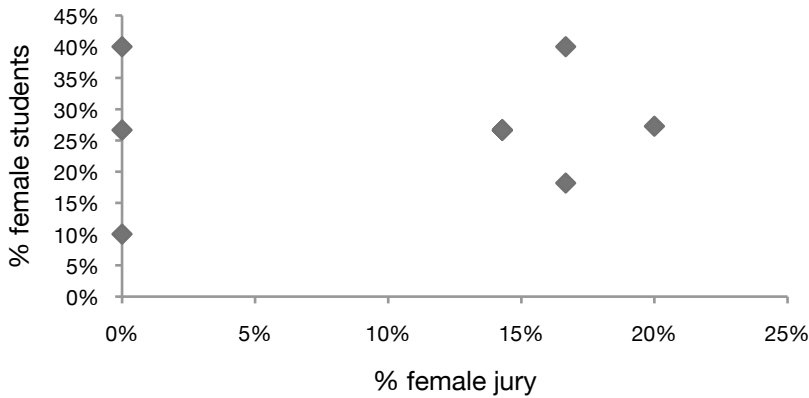
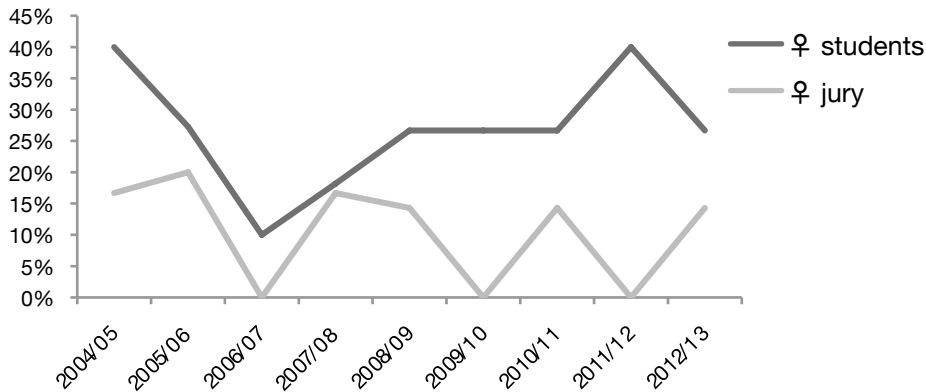
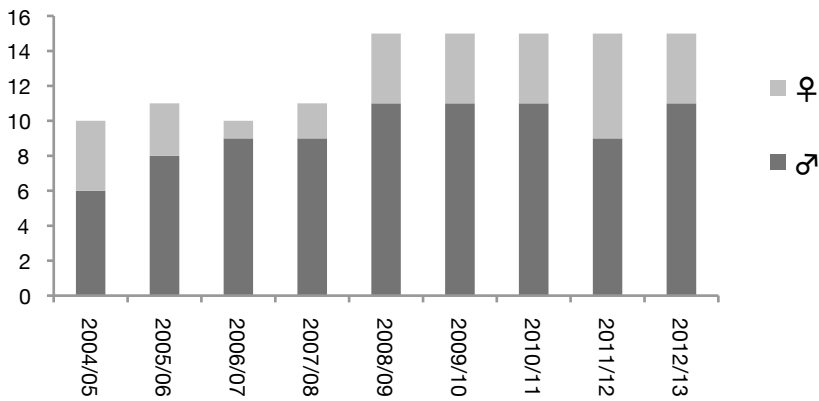


CURSUS 1 - Gender Audit

Year	Male students		Female students		Male jury		Female jury	
2004/05	6	60%	4	40%	5	83%	1	17%
2005/06	8	73%	3	27%	4	80%	1	20%
2006/07	9	90%	1	10%	6	100%	0	0%
2007/08	9	82%	2	18%	5	83%	1	17%
2008/09	11	73%	4	27%	6	86%	1	14%
2009/10	11	73%	4	27%	6	100%	0	0%
2010/11	11	73%	4	27%	6	86%	1	14%
2011/12	9	60%	6	40%	6	100%	0	0%
2012/13	11	73%	4	27%	6	86%	1	14%
Totals:	85	73%	32	27%	50	89%	6	11%



Source: <http://www.ircam.fr/600.html>